

2025-2026 School Year



Let's
read
aloud
with **novel effect**

Stress-Free Read-Aloud Planning

It's easier with Novel Effect calendars!

Each month features:

- Curated soundscapes aligned with holidays, heritage months, and classroom celebrations.
- Read-aloud trackers to help you reach your read-aloud goals.
- No-prep activity ideas to layer in extra fun.
- Quick-scan QR Codes that take you straight to the month's soundscape collection in your Novel Effect app—no searching required!
- Printable Read-Aloud Tracker that can be shared with students & families.

We handle the magic so you can focus on what matters most: building connections and a lifelong love of reading.

Customize Your Calendar

Plan It Your Way!

Your editable Canva template is ready! Swap titles, move covers, and plan your read-aloud routine in minutes.

[Access Your Editable Template Here](#)

HOW TO EDIT YOUR CALENDAR:



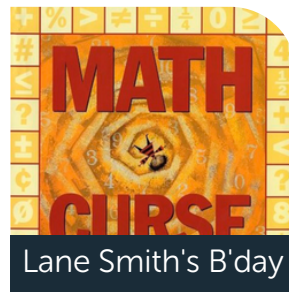











1. Click the link above. Then, select USE TEMPLATE to create your own Canva copy!
2. Swap in your own titles. Upload your own book covers to Canva. Then, drag and drop it over the cover you'd like to replace.
3. Move the books to match your schedule.
Unlock the page — click the lock icon at the top until it is an open lock — then move the covers to the day you plan to read.



**Happy
Reading**


SUN MON TUES WED THURS FRI SAT

August *read-aloud calendar*



Chicka Chicka Boom Boom was inspired by a schoolyard chant 'Toot Toot Quack Quack'. For a fun community activity, create a classroom chant!

Stack your apples high. Harvest one for each storytime.



back-to-school


ROCKIN' READ-ALOUNDS TO BUILD COMMUNITY



AUGUST

READ-ALOUD TRACKER

Stack your apples high. Color one for each storytime.




SCAN QR CODE TO
OPEN COLLECTION

AUGUST

READ-ALOUD TRACKER

Stack your apples high. Color one for each storytime.



SCAN QR CODE TO
OPEN COLLECTION

September

read-aloud calendar

SUN

MON

TUES

WED

THURS

FRI

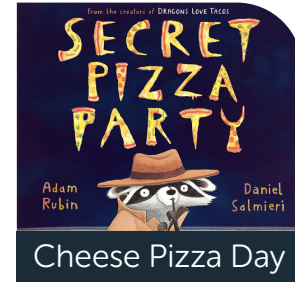
SAT






Labor Day




Skyscraper Day




Cheese Pizza Day



Patriot Day




Grandparents Day




Dot Day



Read an eBook Day







Talk Like a Pirate Day



UN Peace Day




First Day of Fall



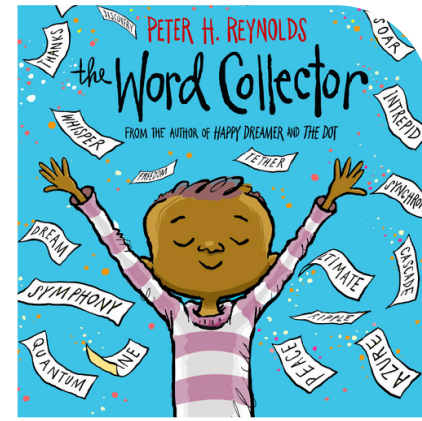








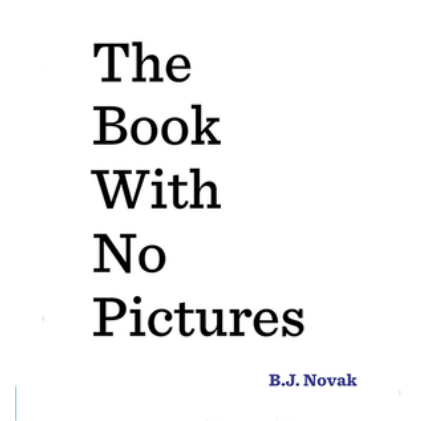





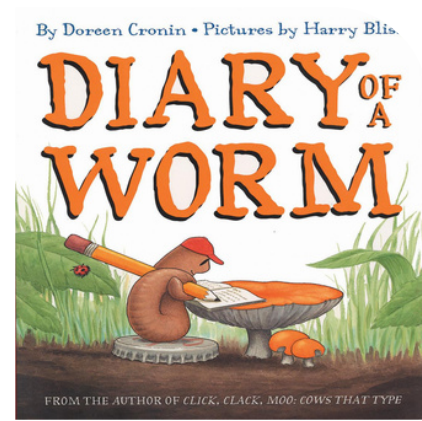


Dot Day is September 15th & an opportunity for everyone to make their mark. Create a collaborative mural inspired by one your read-alouds.

Rake in the stories!
Color one leaf per soundscape.



joys of reading

BOOKS ABOUT LITERACY AND THE LOVE OF READING




SEPTEMBER

READ-ALOUD TRACKER

Rake in the stories! Color one leaf per soundscape.



SCAN QR CODE TO
OPEN COLLECTION



SEPTEMBER

READ-ALOUD TRACKER

Rake in the stories! Color one leaf per soundscape.





SCAN QR CODE TO
OPEN COLLECTION


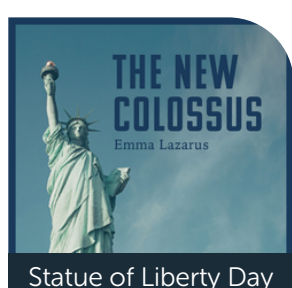








October read-aloud calendar

SUN MON TUES WED THURS FRI SAT



After your read-aloud, encourage students to create sound effects with classroom items. Create fun categories like funniest, scariest, grossest, etc.









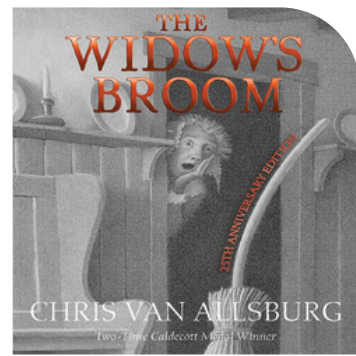


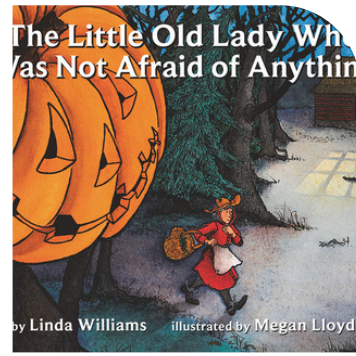






Color your pumpkin patch every time you squash another story.





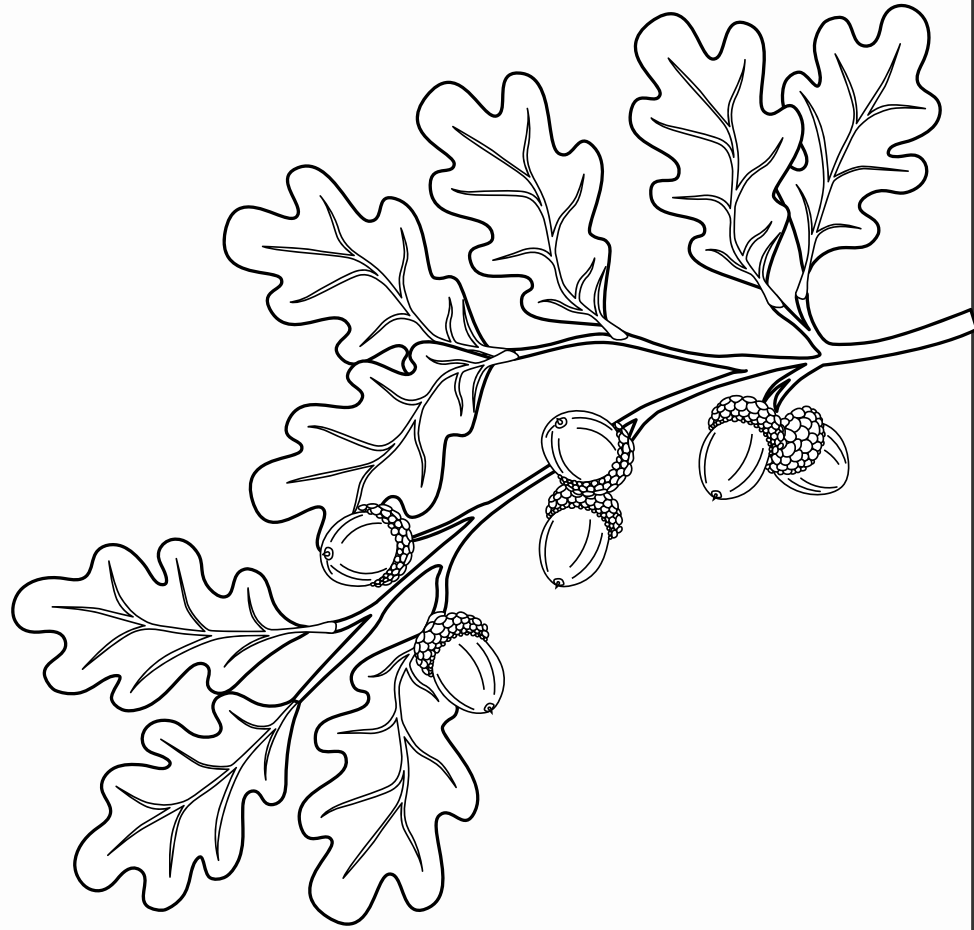
halloween



OCTOBER

READ-ALOUD TRACKER

Color your pumpkin patch everytime you squash another story.



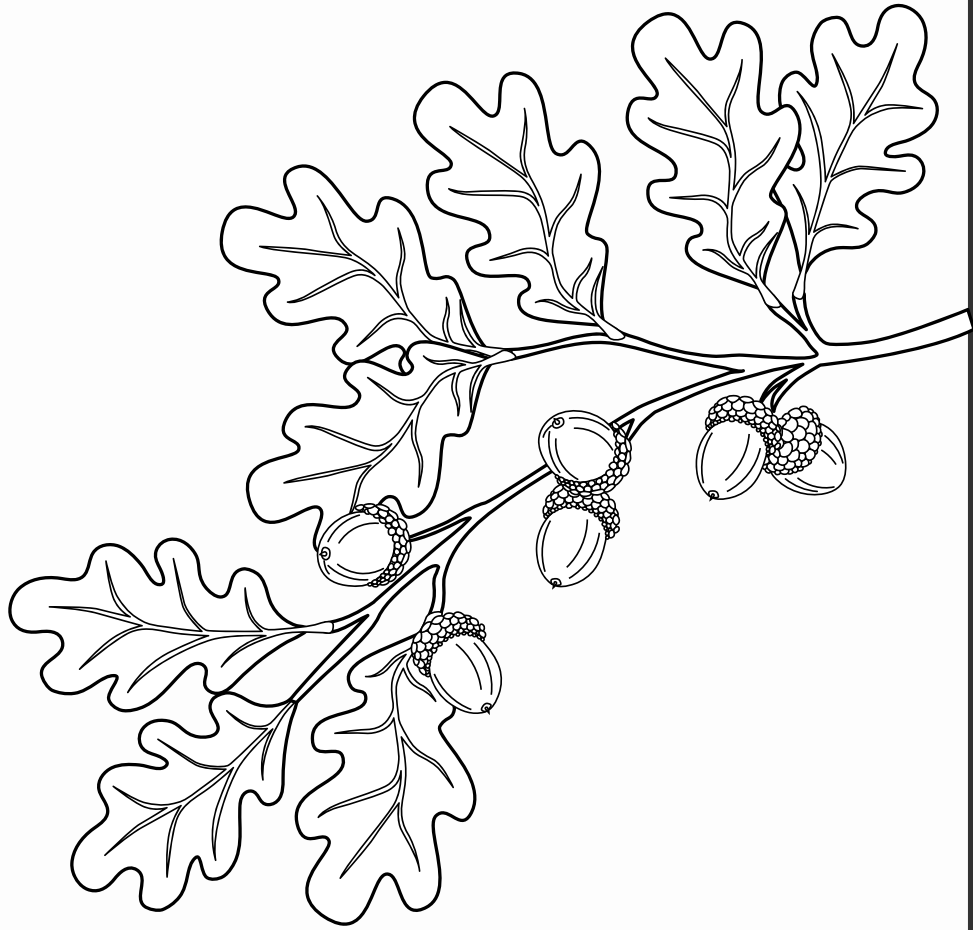
SCAN QR CODE TO
OPEN COLLECTION



OCTOBER

READ-ALOUD TRACKER

Color your pumpkin patch everytime you squash another story.



SCAN QR CODE TO
OPEN COLLECTION



SUN

MON

TUES

WED








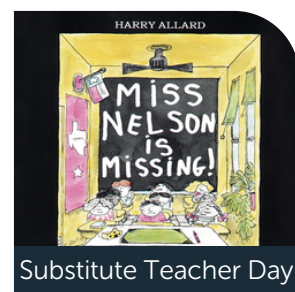









THURS

FRI

SAT


November

read-aloud calendar























November is Gratitude Month! Have students write a thank you to a favorite book character.

Stuff your turkey with soundscapes! Color in one feather for every read-aloud.



unbe-leaf-able books


FALL IN LOVE WITH READ-ALOUDS



NOVEMBER

READ-ALOUD TRACKER

Stuff your turkey with soundscapes! Color one feather for every read.




SCAN QR CODE TO
OPEN COLLECTION

NOVEMBER

READ-ALOUD TRACKER

Stuff your turkey with soundscapes! Color one feather for every read.



SCAN QR CODE TO
OPEN COLLECTION

December

read-aloud calendar

SUN

MON




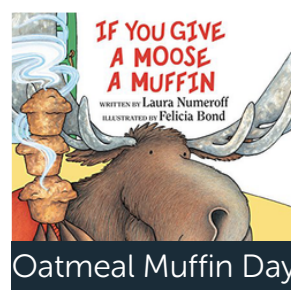





TUES

WED

THURS


FRI

SAT


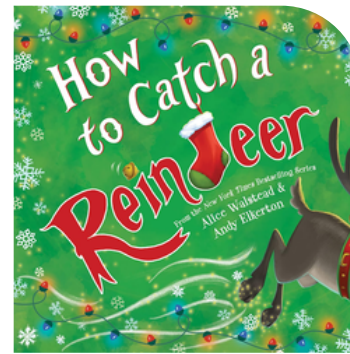

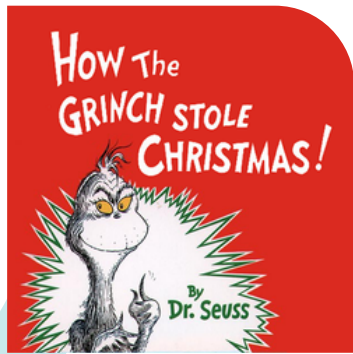













Read-aloud books about traditions. Then, invite students to share their own family traditions.

Light up your holiday string. Color a bulb for every read.

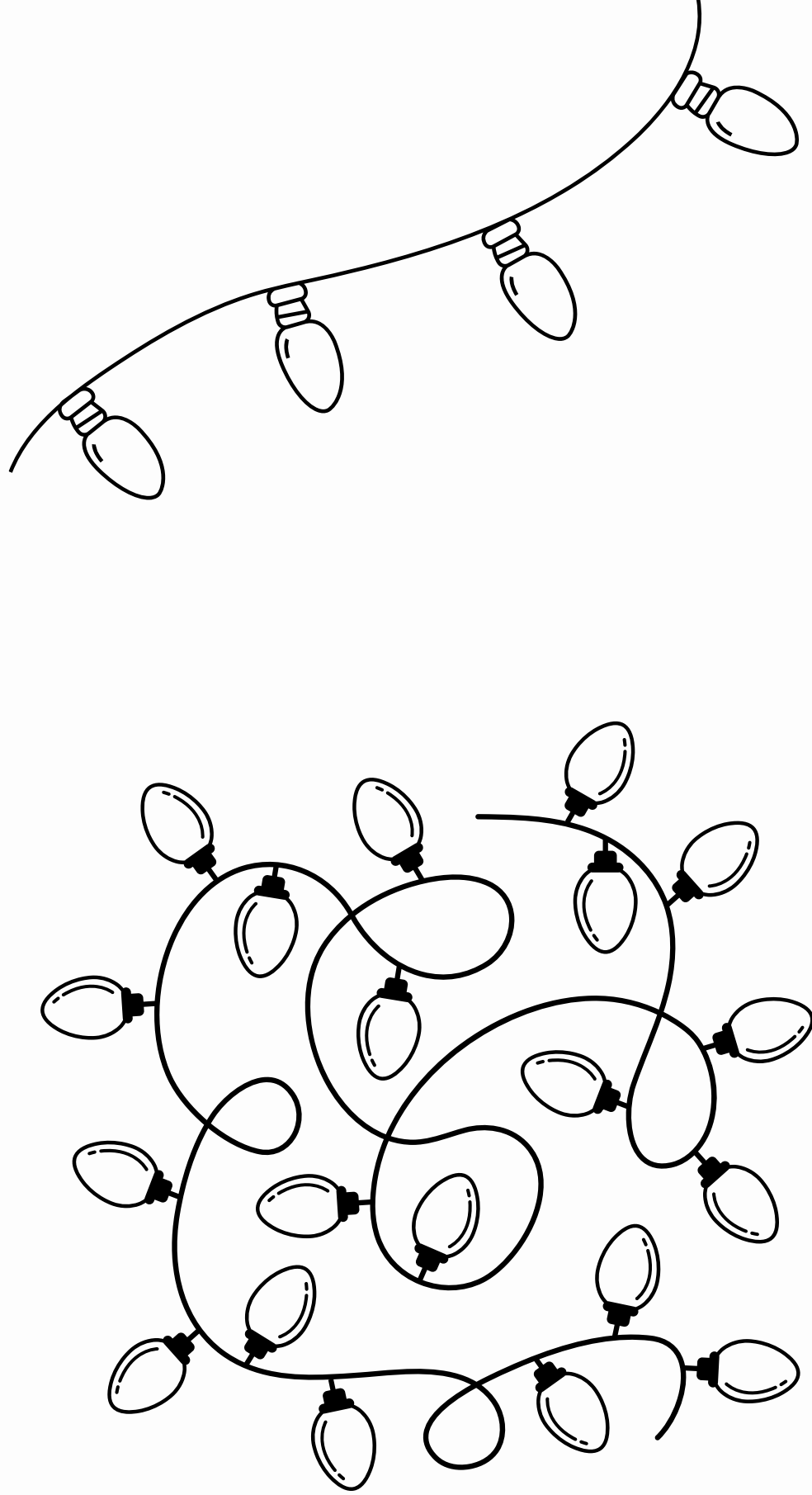


winter holiday reads



DECEMBER READ-ALOUD TRACKER


Light up your holiday string. Color a bulb for every read-aloud.



SCAN QR CODE TO
OPEN COLLECTION

DECEMBER READ-ALOUD TRACKER

Light up your holiday string. Color a bulb for every read-aloud.




SCAN QR CODE TO
OPEN COLLECTION

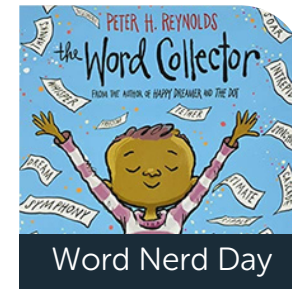

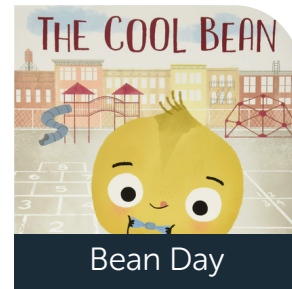
january

read-aloud calendar


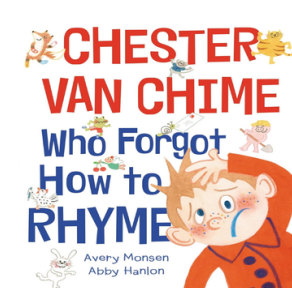






SUN MON TUES WED THURS FRI SAT








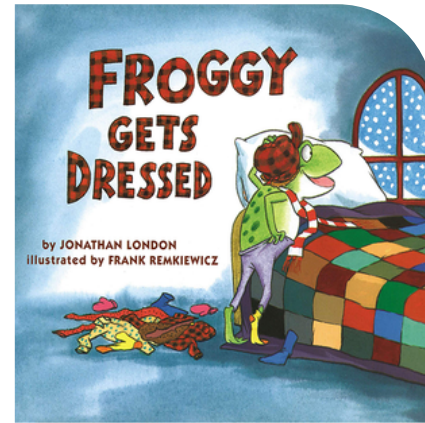
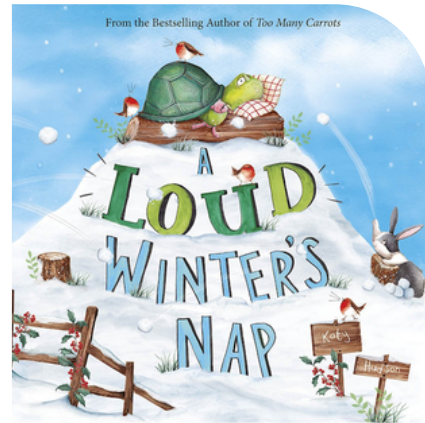




On Bean Day, read-aloud the Cool Bean then have students estimate and count dried beans.



Read-alouds deliver warm memories.
Color one flake for each read!




it's snowy outside



JANUARY

READ-ALOUD TRACKER

Read-alouds deliver warm memories. Color one flake for each read!




SCAN QR CODE TO
OPEN COLLECTION

JANUARY

READ-ALOUD TRACKER

Read-alouds deliver warm memories. Color one flake for each read!



SCAN QR CODE TO
OPEN COLLECTION

February

read-aloud calendar

SUN

MON




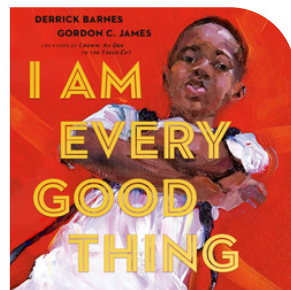


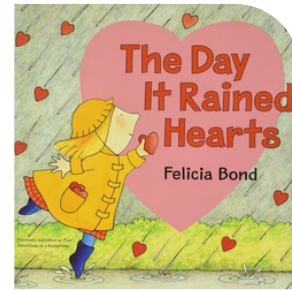





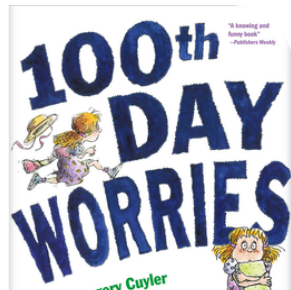


TUES

WED

THURS


FRI

SAT



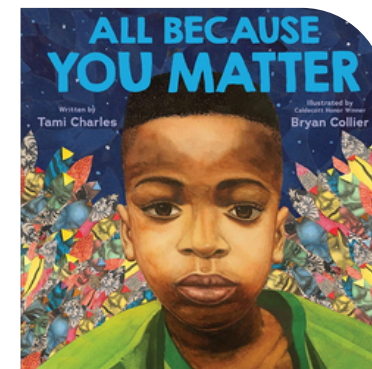

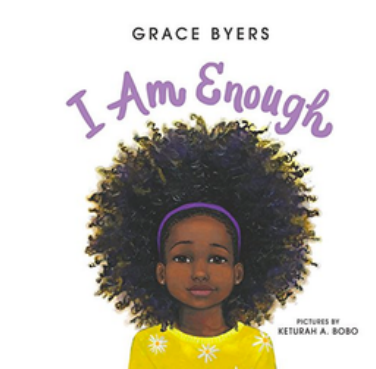













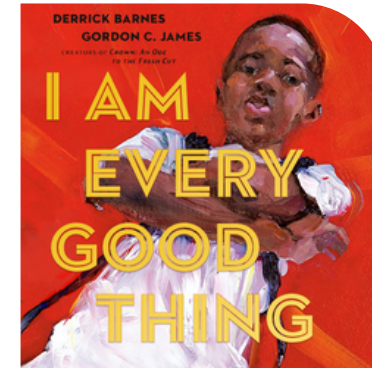

On World Read-Aloud Day, invite older students to be guest readers for younger classes.

Each heart you color = one story shared with love.



history • joy • excellence


celebrate



FEBRUARY

READ-ALOUD TRACKER

Each heart you color = one story shared with love.




SCAN QR CODE TO
OPEN COLLECTION

FEBRUARY

READ-ALOUD TRACKER

Each heart you color = one story shared with love.



SCAN QR CODE TO
OPEN COLLECTION

March

read-aloud calendar

SUN

MON

TUES

WED

THURS

FRI

SAT



Pig Day



Read Across America



Lantern Festival



Holi




Mem Fox's B'day




Amanda Gorman's B'day




One fish
two fish
red fish
blue fish






Ruth Bader Ginsburg's B'day




Panda Day



St. Patrick's Day



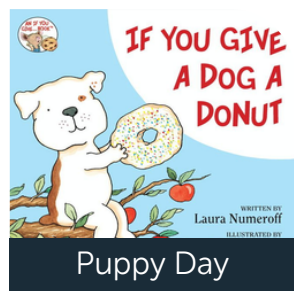
1st Day of Spring





Pi Day



Flower Day




Puppy Day















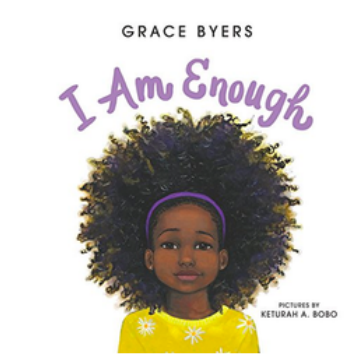

Read-aloud The Humble Pie on Pi Day, then challenge students to write pie-shaped poems.

Fill your read-aloud rainbow one soundscape at a time!



strength • courage • resilience


STRONG FEMALE LEADERS & CHARACTERS



MARCH

READ-ALoud TRACKER

Fill your read-aloud rainbow with one soundscape at a time.




SCAN QR CODE TO
OPEN COLLECTION

MARCH

READ-ALoud TRACKER

Fill your read-aloud rainbow with one soundscape at a time.


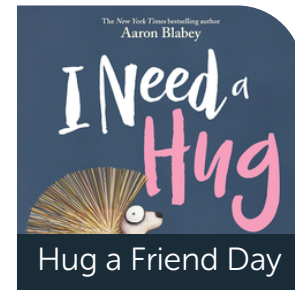






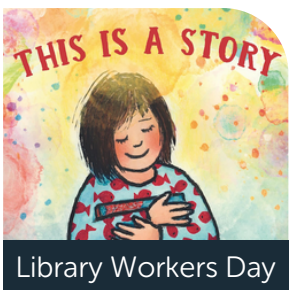





SCAN QR CODE TO
OPEN COLLECTION

April


read-aloud calendar

SUN MON TUES WED THURS FRI SAT

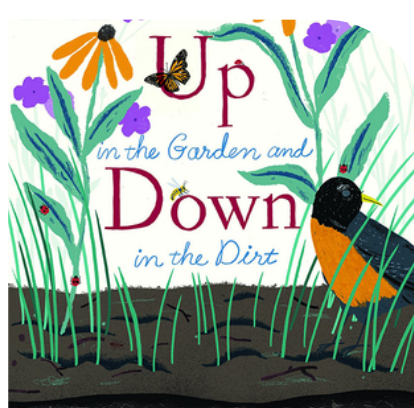

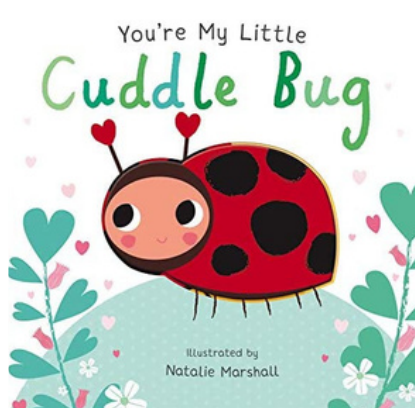

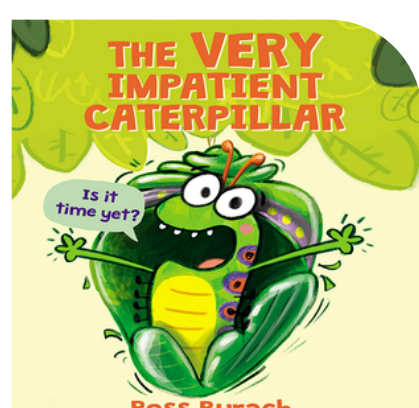
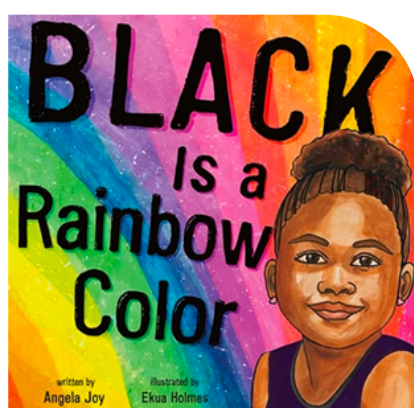









The Day the Crayons Quit inspired crayon recycling programs. Start your own after reading with this colorful soundscape!

Watch your April flowers bloom. Color a petal for every tale told.



books that bloom





APRIL READ-ALOUD TRACKER

Watch your April flowers bloom. Color a petal for every tale told.



SCAN QR CODE TO
OPEN COLLECTION





APRIL READ-ALOUD TRACKER

Watch your April flowers bloom. Color a petal for every tale told.



SCAN QR CODE TO
OPEN COLLECTION



May

read-aloud calendar

SUN

MON




TUES

WED



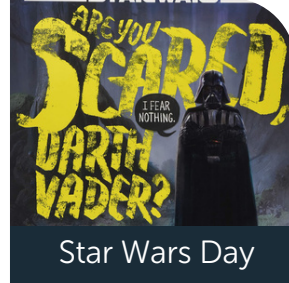
THURS

FRI











SAT







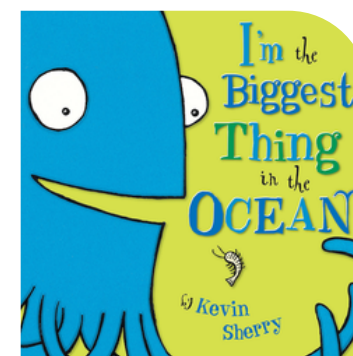









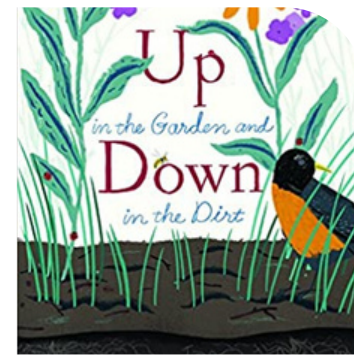
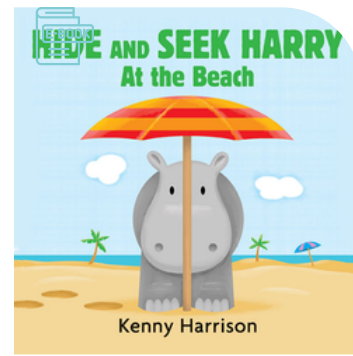





Last Stop on Market Street
illustrator Christian Robinson
worked for Pixar. After reading
aloud, facilitate a discussion
about which Pixar films he most
likely worked on.



Fill your days with bright
soundscapes!




get out & read



MAY

READ-ALOUD TRACKER

Fill your days with bright soundscapes.




SCAN QR CODE TO
OPEN COLLECTION



MAY

READ-ALOUD TRACKER

Fill your days with bright soundscapes.



SCAN QR CODE TO
OPEN COLLECTION



June read-aloud calendar

SUN

MON

TUES

WED

THURS

FRI

SAT



Dinosaur Day




Blues Day



Egg Day



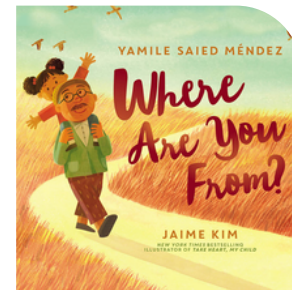
Cheese Lovers Day



Rock Day



Places Day



Flag Day



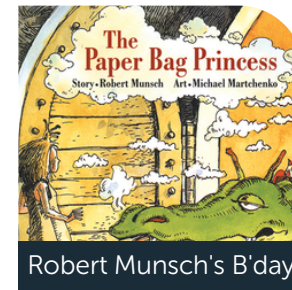
Best Friends Day




Love Day




Maurice Sendak's B'day



Robert Munsch's B'day




Bodies Day




Wishes Day




Flag Day



Dreamer Day



Dragon Day



Journey Day



Islandborn Day



Juneteenth



Summer Solstice



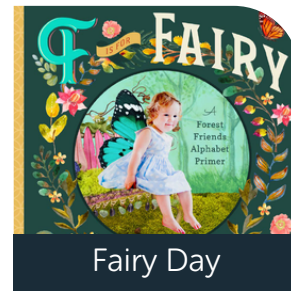
Father's Day



Summer Day



Red Day




Fairy Day



Bright Star Day




Be Who You Are Day




Pete the Cat Day



Not Quite Narwhal Day




Pout-Pout Fish Day




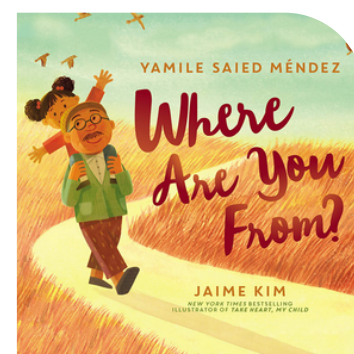














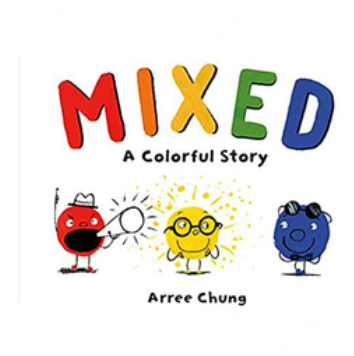


This is Not My Hat Day

June is Ocean Month!
After reading Pout Pout Fish, conduct a sink or float experiment.

Watch your reading tide rise.
Color in starfish for every soundscape.




bookshelves for all



JUNE

READ-ALOUD TRACKER

Watch your reading tide rise. Color in part of the beach scene for every soundscape.




SCAN QR CODE TO
OPEN COLLECTION

JUNE

READ-ALOUD TRACKER

Watch your reading tide rise. Color in part of the beach scene for every soundscape.



SCAN QR CODE TO
OPEN COLLECTION



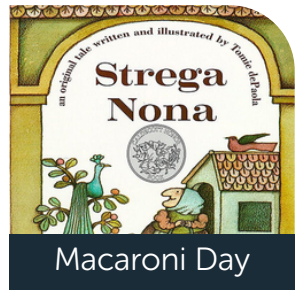
July

read-aloud calendar



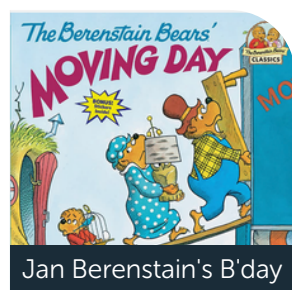







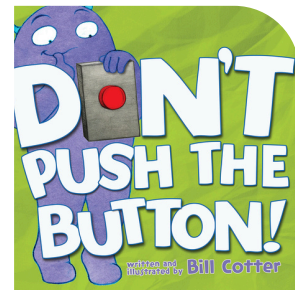
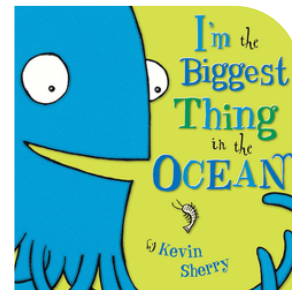
SUN MON TUES WED THURS FRI SAT



















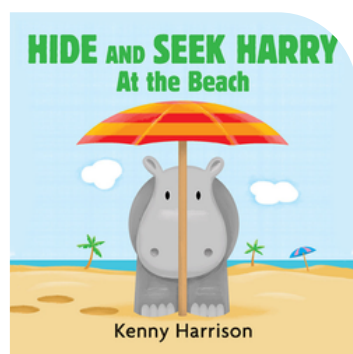



July is Friendship Month!
Have readers select their favorite character then write Pen Pal letters to each other as if they're the character.



Fill your fireworks with bursts of color for each read-aloud.





back in books



JULY

READ-ALOUD TRACKER

Fill your fireworks with bursts of color for each read-aloud.




SCAN QR CODE TO
OPEN COLLECTION

JULY

READ-ALOUD TRACKER

Fill your fireworks with bursts of color for each read-aloud.



SCAN QR CODE TO
OPEN COLLECTION

Let's read aloud **novel effect**™ RESOURCES

OUR LITERACY EXPERTS HAVE CREATED READ-ALoud RESOURCES TO HELP YOU PLAN INTERACTIVE READ-ALoudS BEFORE, DURING, AND AFTER READING.

Let's read aloud with **novel effect**

BOOST COMPREHENSION

Use these questions, prompts, and engagement strategies to enhance read-aloud comprehension and social skills. The activities are ideal for prompting reflection on the text, igniting peer discussions, and making comprehension concrete through movement. Transform your read-alouds into an immersive adventure in understanding and connection.

BEFORE READING

- What do you know about (book's theme)?
- How would you feel if (plot) happened to you or someone you care about?
- Looking at the cover, what do you predict will happen?
- What questions do the cover or title generate?
- How might this (vocabulary) word help us understand the story?
- What does a good friend (perseverance, or theme) mean to you?

DURING READING

- What do you predict will happen next? What makes you think that?
- How does (character) feel? What words or language helped you infer that?
- If you had one word to describe (character) what would it be? What have they thought, said, or done so far to infer that?
- What experience, event, or other book does this remind you of so far?
- So far, which event seems important?

AFTER READING

- What was the lesson or theme of the story?
- Why do you think the author wrote this book?
- How did the character feel at the beginning of the story compared to the end? Why did their feelings change?
- What was the most important event of the story, and why?
- What new ideas, thinking, or feelings do you have after reading?
- What questions would you ask (character)?

ENGAGEMENT STRATEGIES

- EMOTION MOTION: Have students move to the emotion they feel. Invite students to dance around the room.
- PLOT TWIST DANCE: Have students move to the music. Invite students to dance together to create a story.

Reading a repetitive story?

List repeated words on the board. Invite students to generate motions for those repeated words. Each time the words are read, have students perform the motion.

These handy planning sheets help plan a month's word of read-alouds. Just jot the soundscape name & key vocabulary you want to focus on!

	SOUNDSCAPE	VOCABULARY
WEEK 1		

	SOUNDSCAPE	VOCABULARY
WEEK 1		
WEEK 2		
WEEK 3		
WEEK 4		

BEFORE READING

- What do you know about (book's theme)?
- How would you feel if (plot) happened to you or someone you care about?
- Looking at the cover, what do you predict will happen?
- What questions do the cover or title generate?
- How might this (vocabulary) word help us understand the story?
- What does a good friend (perseverance, or theme) mean to you?

DURING READING

- What do you predict will happen next? What makes you think that?
- How does (character) feel? What words or language helped you infer that? Show it.
- If you had one word to describe (character) what would it be? What have they thought, said, or done so far to infer that?
- What experience, event, or other book does this remind you of so far?
- So far, which event seems important?

AFTER READING

- What was the lesson or theme of the story?
- Why do you think the author wrote this book?
- How did the character feel at the beginning of the story compared to the end? Why did their feelings change?
- What was the most important event of the story, and why?
- What new ideas, thinking, or feelings do you have after reading?
- What questions would you ask (character)?

TODAY, WE READ:

with **novel effect**™

QUESTIONS TO ASK:

- ? What was your favorite part?
- ? Why do you think the author wrote the book?
- ? How did the character change by the end of the story?
- ? What would you have done differently or the same as the main character?

5 READING TIPS FOR HOME

- Read together at bedtime — make it a routine.
- Schedule family reading, and everyone shares their reactions after!
- Start a small library in your home.
- Make trips to the public library a fun event.
- Add poetry reading and reciting into your routine.

Keep this guide handy while you read aloud. It has quick, no-prep strategies that activate background knowledge, engage young readers in critical thinking, and support social interactions while talking about books!

Keep families informed and involved in their student's reading journey. This printable makes it easy to share what you're reading and give families ideas to extend learning at home.



BOOST COMPREHENSION

Use these questions, prompts, and engagement strategies to enhance read-aloud comprehension and social skills. The activities are ideal for prompting reflection on the text, igniting peer discussions, and making comprehension concrete through movement. Transform your read-alouds into an immersive adventure in understanding and connection.

BEFORE READING

- What do you know about (book's theme)?
- How would you feel if (plot) happened to you or someone you care about?
- Looking at the cover, what do you predict will happen?
- What questions do the cover or title generate?
- How might this (vocabulary) word help us understand the story?
- What does a good friend (perseverance, or theme) mean to you?

DURING READING

- What do you predict will happen next? What makes you think that?
- How does (character) feel? What words or language helped you infer that?
- If you had one word to describe (character) what would it be? What have they thought, said, or done so far to infer that?
- What experience, event, or other book does this remind you of so far?
- So far, which event seems important?

AFTER READING

- What was the lesson or theme of the story?
- Why do you think the author wrote this book?
- How did the character feel at the beginning of the story compared to the end? Why did their feelings change?
- What was the most important event of the story, and why?
- What new ideas, thinking, or feelings do you have after reading?
- What questions would you ask (character)?

ENGAGEMENT STRATEGIES

- **EMOTION MOTION:** Assign an emotion to each corner of the room. Reread a part of the book, students move to the emotion they think best describes how the character felt at that moment and discusses their thinking with another.
- **PLOT TWIST DANCE:** Students think of an alternative ending. When the music plays, students safely dance around the room. When the music stops, they partner up and discuss their alternate endings to the story.
- **FREEZE FRAME:** Small groups of students select an important event from the story. They then, work together to create a living statue of that scene. They stay frozen until other groups correctly guess the story event.

Reading a repetitive story?

List repeated words on the board. Invite students to generate motions for those repeated words. Each time they hear that word read they make the motion.

SOUNDSCAPE

VOCABULARY

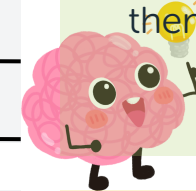
WEEK 1

WEEK 2

WEEK 3

WEEK 4

- What do you know about (book's theme)?
- How would you feel if (plot) happened to you or someone you care about?
- Looking at the cover, what do you predict will happen?
- What questions do the cover or title generate?
- How might this (vocabulary) word help us understand the story?
- What does a good friend (perseverance, or theme) mean to you?



BEFORE READING

- What do you predict will happen next? What makes you think that?
- How does (character) feel? What words or language helped you infer that? Show it.
- If you had one word to describe (character) what would it be? What have they thought, said, or done so far to infer that?
- What experience, event, or other book does this remind you of so far?
- So far, which event seems important?



DURING READING

- What was the lesson or theme of the story?
- Why do you think the author wrote this book?
- How did the character feel at the beginning of the story compared to the end? Why did their feelings change?
- What was the most important event of the story, and why?
- What new ideas, thinking, or feelings do you have after reading?
- What questions would you ask (character)?



AFTER READING



SOUNDSCAPE

VOCABULARY

WEEK 1

WEEK 2

WEEK 3

WEEK 4

TODAY, WE READ:



with **novel effect**TM

QUESTIONS TO ASK:

? What was your favorite part?

? Why do you think the author wrote the book?

? How did the character change by the end of the story?

? What would you have done differently or the same as the main character?

5 READING TIPS FOR HOME

Read together at bedtime
— make it a routine.



Schedule family reading, and everyone shares their reading after!



Start a small library in your home.



Make trips to the public library a fun event.



Add poetry reading and reciting into your routine.