

SOUNDSCAPE BINGO

Let the kids color in their bingo cards. Next, read them the book "How to Catch a Leprechaun" without using Novel Effect. Discuss the story. Read the book again, but use Novel Effect this time. The children should listen for sounds that match their bingo cards and mark them. If they fill up their whole card, they should shout 'BINGO!' After finishing, talk about the sounds, instruments, words, and music they heard with Novel Effect. Ask if they would add any sounds to the soundscape and why.

This activity practices listening comprehension by encouraging students to pay close attention to the audio elements of a story. As they identify and mark sounds on their bingo boards, they also deepen their understanding of the book's narrative and themes. This interactive activity engages multiple senses, which helps to reinforce memory and comprehension.

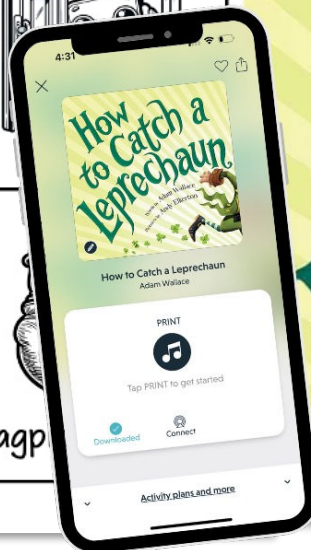
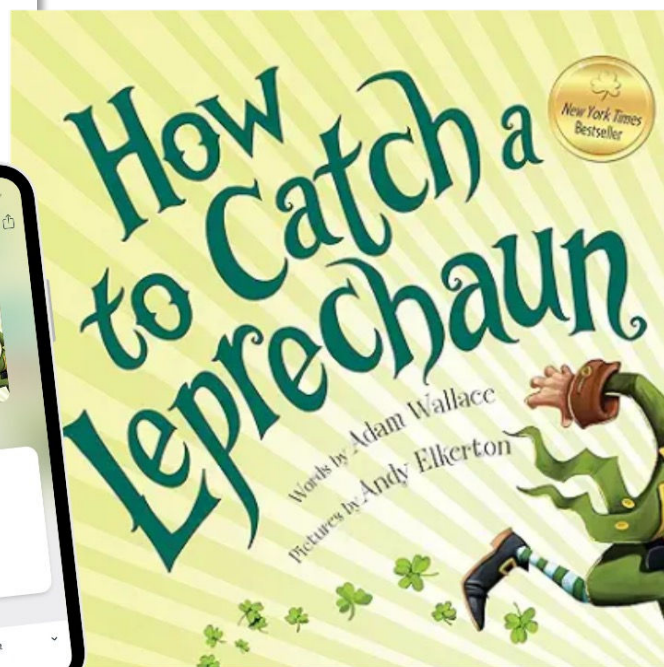
SOUNDSCAPE BINGO

Color in the images and draw a bingo space in the center of the board. When your teacher begins reading 'How to Catch a Leprechaun' with Novel Effect, listen for the sounds on your board. When you hear a matching sound, cover the space.

 coins dropping	 cage opening	 hammer tapping
 leprechaun laughing	Before listening to the story, draw your own bingo space! Draw a sound you think you might hear.	 bagp
 frog	 cat	



Scan this QR code to read with Novel Effect!



SOUNDSCAPE BINGO

Color in the images and draw a bingo space in the center of the board. When your teacher begins reading 'How to Catch a Leprechaun' with Novel Effect, listen for the sounds on your board. When you hear a matching sound, cover the space.



coins dropping



cage opening




hammer tapping



leprechaun
laughing

Before listening to the story, draw
your own bingo space! Draw a sound
you think you might hear.



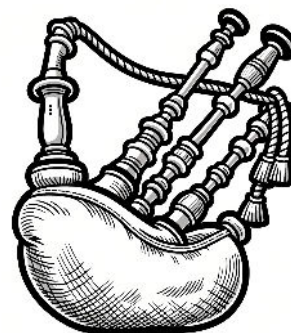
robot



frog




cat




bagpipe playing

SOUNDSCAPE BINGO

Color in the images and draw a bingo space in the center of the board. When your teacher begins reading 'How to Catch a Leprechaun' with Novel Effect, listen for the sounds on your board. When you hear a matching sound, cover the space.



bagpipe playing



robot



coins dropping



leprechaun
laughing

Before listening to the story, draw
your own bingo space! Draw a sound
you think you might hear.



cat



cage opening




hammer tapping




frog

SOUNDSCAPE BINGO

Color in the images and draw a bingo space in the center of the board. When your teacher begins reading 'How to Catch a Leprechaun' with Novel Effect, listen for the sounds on your board. When you hear a matching sound, cover the space.



robot



bagpipe playing



cat



hammer tapping

Before listening to the story, draw your own bingo space! Draw a sound you think you might hear.



cage opening



leprechaun
laughing



coins dropping



frog

SOUNDSCAPE BINGO

Color in the images and draw a bingo space in the center of the board. When your teacher begins reading 'How to Catch a Leprechaun' with Novel Effect, listen for the sounds on your board. When you hear a matching sound, cover the space.




hammer tapping



leprechaun
laughing



coins dropping



robot

Before listening to the story, draw your own bingo space! Draw a sound you think you might hear.



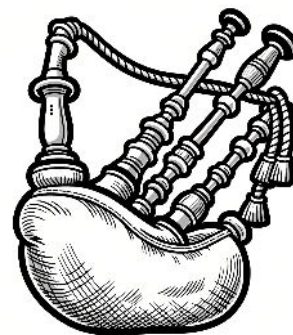
cage opening



frog



cat




bagpipe playing

SOUNDSCAPE BINGO

Color in the images and draw a bingo space in the center of the board. When your teacher begins reading 'How to Catch a Leprechaun' with Novel Effect, listen for the sounds on your board. When you hear a matching sound, cover the space.



cage opening



bagpipe playing




coins dropping



hammer tapping

Before listening to the story, draw your own bingo space! Draw a sound you think you might hear.



robot



cat



frog



leprechaun
laughing

SOUNDSCAPE BINGO


Color in the images and draw a bingo space in the center of the board. When your teacher begins reading 'How to Catch a Leprechaun' with Novel Effect, listen for the sounds on your board. When you hear a matching sound, cover the space.



hammer tapping



coins dropping



bagpipe playing



leprechaun
laughing


Before listening to the story, draw
your own bingo space! Draw a sound
you think you might hear.



cage opening



frog



robot




cat

SOUNDSCAPE BINGO

Color in the images and draw a bingo space in the center of the board. When your teacher begins reading 'How to Catch a Leprechaun' with Novel Effect, listen for the sounds on your board. When you hear a matching sound, cover the space.



frog



robot



bagpipe playing



hammer tapping

Before listening to the story, draw your own bingo space! Draw a sound you think you might hear.



coins dropping



cage opening



cat



leprechaun
laughing

SOUNDSCAPE BINGO

Color in the images and draw a bingo space in the center of the board. When your teacher begins reading 'How to Catch a Leprechaun' with Novel Effect, listen for the sounds on your board. When you hear a matching sound, cover the space.



leprechaun
laughing



frog



cage opening



coins dropping


Before listening to the story, draw your own bingo space! Draw a sound you think you might hear.



cat



bagpipe playing



robot



hammer tapping

SOUNDSCAPE BINGO


Color in the images and draw a bingo space in the center of the board. When your teacher begins reading 'How to Catch a Leprechaun' with Novel Effect, listen for the sounds on your board. When you hear a matching sound, cover the space.



frog



coins dropping

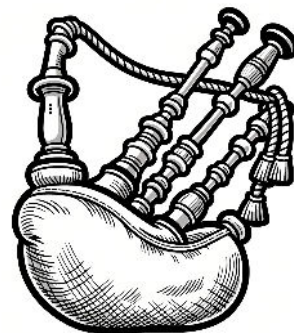


robot



cat

Before listening to the story, draw your own bingo space! Draw a sound you think you might hear.



bagpipe playing



leprechaun
laughing



cage opening



hammer tapping

SOUNDSCAPE BINGO

Color in the images and draw a bingo space in the center of the board. When your teacher begins reading 'How to Catch a Leprechaun' with Novel Effect, listen for the sounds on your board. When you hear a matching sound, cover the space.



hammer tapping



cage opening



cat




leprechaun
laughing

Before listening to the story, draw your own bingo space! Draw a sound you think you might hear.



frog



robot



coins dropping




bagpipe playing

SOUNDSCAPE BINGO

Color in the images and draw a bingo space in the center of the board. When your teacher begins reading 'How to Catch a Leprechaun' with Novel Effect, listen for the sounds on your board. When you hear a matching sound, cover the space.



cat



robot




coins dropping



leprechaun
laughing

Before listening to the story, draw
your own bingo space! Draw a sound
you think you might hear.



bagpipe playing



hammer tapping



cage opening



frog

SOUNDSCAPE BINGO

Color in the images and draw a bingo space in the center of the board. When your teacher begins reading 'How to Catch a Leprechaun' with Novel Effect, listen for the sounds on your board. When you hear a matching sound, cover the space.




cage opening



coins dropping



hammer tapping



robot

Before listening to the story, draw your own bingo space! Draw a sound you think you might hear.



bagpipe playing



frog



leprechaun
laughing



cat

SOUNDSCAPE BINGO


Color in the images and draw a bingo space in the center of the board. When your teacher begins reading 'How to Catch a Leprechaun' with Novel Effect, listen for the sounds on your board. When you hear a matching sound, cover the space.



coins dropping



hammer tapping



robot



frog


Before listening to the story, draw your own bingo space! Draw a sound you think you might hear.



cage opening



cat



bagpipe playing



leprechaun
laughing

SOUNDSCAPE BINGO

Color in the images and draw a bingo space in the center of the board. When your teacher begins reading 'How to Catch a Leprechaun' with Novel Effect, listen for the sounds on your board. When you hear a matching sound, cover the space.




cage opening



hammer tapping



cat



robot


Before listening to the story, draw your own bingo space! Draw a sound you think you might hear.



frog



leprechaun
laughing



bagpipe playing



coins dropping

SOUNDSCAPE BINGO

Color in the images and draw a bingo space in the center of the board. When your teacher begins reading 'How to Catch a Leprechaun' with Novel Effect, listen for the sounds on your board. When you hear a matching sound, cover the space.



coins dropping



frog



bagpipe playing



hammer tapping

Before listening to the story, draw your own bingo space! Draw a sound you think you might hear.




cage opening



leprechaun
laughing



cat



robot

SOUNDSCAPE BINGO


Color in the images and draw a bingo space in the center of the board. When your teacher begins reading 'How to Catch a Leprechaun' with Novel Effect, listen for the sounds on your board. When you hear a matching sound, cover the space.



frog



hammer tapping



robot



cat


Before listening to the story, draw your own bingo space! Draw a sound you think you might hear.



leprechaun
laughing



cage opening




bagpipe playing



coins dropping

SOUNDSCAPE BINGO

Color in the images and draw a bingo space in the center of the board. When your teacher begins reading 'How to Catch a Leprechaun' with Novel Effect, listen for the sounds on your board. When you hear a matching sound, cover the space.



bagpipe playing



hammer tapping




coins dropping



cat

Before listening to the story, draw your own bingo space! Draw a sound you think you might hear.



robot



frog



leprechaun
laughing



cage opening

SOUNDSCAPE BINGO

Color in the images and draw a bingo space in the center of the board. When your teacher begins reading 'How to Catch a Leprechaun' with Novel Effect, listen for the sounds on your board. When you hear a matching sound, cover the space.



coins dropping



leprechaun
laughing



hammer tapping




frog


Before listening to the story, draw your own bingo space! Draw a sound you think you might hear.



cage opening



robot




bagpipe playing




cat

SOUNDSCAPE BINGO

Color in the images and draw a bingo space in the center of the board. When your teacher begins reading 'How to Catch a Leprechaun' with Novel Effect, listen for the sounds on your board. When you hear a matching sound, cover the space.



robot



bagpipe playing



cage opening



leprechaun
laughing

Before listening to the story, draw
your own bingo space! Draw a sound
you think you might hear.



coins dropping



hammer tapping



cat




frog

SOUNDSCAPE BINGO

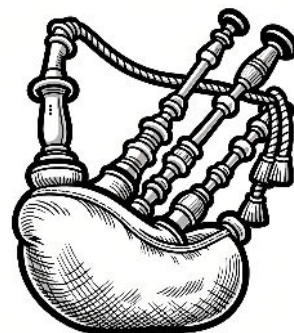
Color in the images and draw a bingo space in the center of the board. When your teacher begins reading 'How to Catch a Leprechaun' with Novel Effect, listen for the sounds on your board. When you hear a matching sound, cover the space.



hammer tapping



robot



bagpipe playing



cage opening

Before listening to the story, draw your own bingo space! Draw a sound you think you might hear.



leprechaun laughing



frog



coins dropping



cat

SOUNDSCAPE BINGO

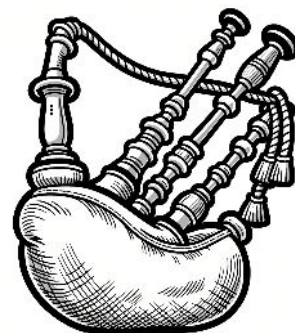
Color in the images and draw a bingo space in the center of the board. When your teacher begins reading 'How to Catch a Leprechaun' with Novel Effect, listen for the sounds on your board. When you hear a matching sound, cover the space.



cat



leprechaun
laughing



bagpipe playing




hammer tapping

Before listening to the story, draw your own bingo space! Draw a sound you think you might hear.



cage opening



robot



coins dropping



frog

SOUNDSCAPE BINGO

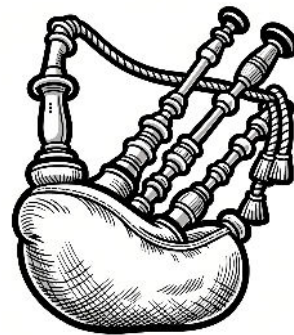
Color in the images and draw a bingo space in the center of the board. When your teacher begins reading 'How to Catch a Leprechaun' with Novel Effect, listen for the sounds on your board. When you hear a matching sound, cover the space.



hammer tapping



frog



bagpipe playing



cat


Before listening to the story, draw your own bingo space! Draw a sound you think you might hear.



leprechaun laughing



coins dropping



robot



cage opening

SOUNDSCAPE BINGO


Color in the images and draw a bingo space in the center of the board. When your teacher begins reading 'How to Catch a Leprechaun' with Novel Effect, listen for the sounds on your board. When you hear a matching sound, cover the space.



hammer tapping



coins dropping



robot



bagpipe playing

Before listening to the story, draw your own bingo space! Draw a sound you think you might hear.



frog



leprechaun
laughing



cage opening



cat

SOUNDSCAPE BINGO

Color in the images and draw a bingo space in the center of the board. When your teacher begins reading 'How to Catch a Leprechaun' with Novel Effect, listen for the sounds on your board. When you hear a matching sound, cover the space.




cat



hammer tapping



bagpipe playing



robot

Before listening to the story, draw your own bingo space! Draw a sound you think you might hear.



cage opening



coins dropping



leprechaun
laughing



frog

SOUNDSCAPE BINGO


Color in the images and draw a bingo space in the center of the board. When your teacher begins reading 'How to Catch a Leprechaun' with Novel Effect, listen for the sounds on your board. When you hear a matching sound, cover the space.



leprechaun
laughing



frog



robot



coins dropping

Before listening to the story, draw your own bingo space! Draw a sound you think you might hear.



cage opening



bagpipe playing



hammer tapping




cat

SOUNDSCAPE BINGO

Color in the images and draw a bingo space in the center of the board. When your teacher begins reading 'How to Catch a Leprechaun' with Novel Effect, listen for the sounds on your board. When you hear a matching sound, cover the space.




cage opening



bagpipe playing



cat



robot

Before listening to the story, draw your own bingo space! Draw a sound you think you might hear.



leprechaun
laughing



frog



hammer tapping




coins dropping

SOUNDSCAPE BINGO

Color in the images and draw a bingo space in the center of the board. When your teacher begins reading 'How to Catch a Leprechaun' with Novel Effect, listen for the sounds on your board. When you hear a matching sound, cover the space.



coins dropping



robot

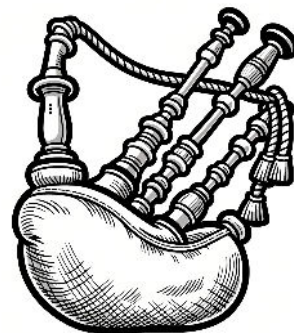


cat



frog

Before listening to the story, draw your own bingo space! Draw a sound you think you might hear.



bagpipe playing



leprechaun
laughing




hammer tapping




cage opening

SOUNDSCAPE BINGO

Color in the images and draw a bingo space in the center of the board. When your teacher begins reading 'How to Catch a Leprechaun' with Novel Effect, listen for the sounds on your board. When you hear a matching sound, cover the space.



robot



bagpipe playing



hammer tapping



leprechaun
laughing

Before listening to the story, draw
your own bingo space! Draw a sound
you think you might hear.



frog



cat



coins dropping



cage opening

SOUNDSCAPE BINGO

Color in the images and draw a bingo space in the center of the board. When your teacher begins reading 'How to Catch a Leprechaun' with Novel Effect, listen for the sounds on your board. When you hear a matching sound, cover the space.




frog



cage opening

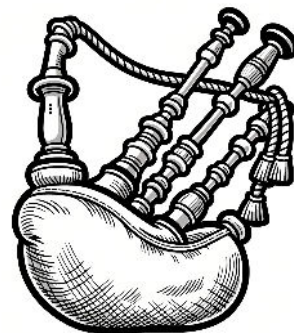


cat



robot

Before listening to the story, draw your own bingo space! Draw a sound you think you might hear.



bagpipe playing



coins dropping



leprechaun
laughing



hammer tapping

SOUNDSCAPE BINGO

Color in the images and draw a bingo space in the center of the board. When your teacher begins reading 'How to Catch a Leprechaun' with Novel Effect, listen for the sounds on your board. When you hear a matching sound, cover the space.



cat



hammer tapping



leprechaun
laughing



frog


Before listening to the story, draw your own bingo space! Draw a sound you think you might hear.




coins dropping



cage opening



bagpipe playing



robot

SOUNDSCAPE BINGO

Color in the images and draw a bingo space in the center of the board. When your teacher begins reading 'How to Catch a Leprechaun' with Novel Effect, listen for the sounds on your board. When you hear a matching sound, cover the space.



frog



coins dropping



leprechaun
laughing



cat

Before listening to the story, draw your own bingo space! Draw a sound you think you might hear.




hammer tapping



bagpipe playing



cage opening



robot