

Scan the QR code →
to open the soundscape!

Book Title

Dragons Love Tacos

Content Area

ELA, Math

Grade Levels

PreK-5th

ELA Skills & Concepts

- Illustrate images.
- Write about tacos.
- Sort nouns, verbs, and adjectives.
- Alphabetize taco toppings.
- Compare and contrast meals.
- Write a taco recipe.
- Determine story elements.
- Answer comprehension questions.
- Writing Skills: writing templates and prompts included
- Reading Comprehension: discussion questions included for beginning, middle, and end of the book
- Social Skills: whole group prompts and activities included
- Fine Motor Skills: coloring, tracing, cutting, and gluing included

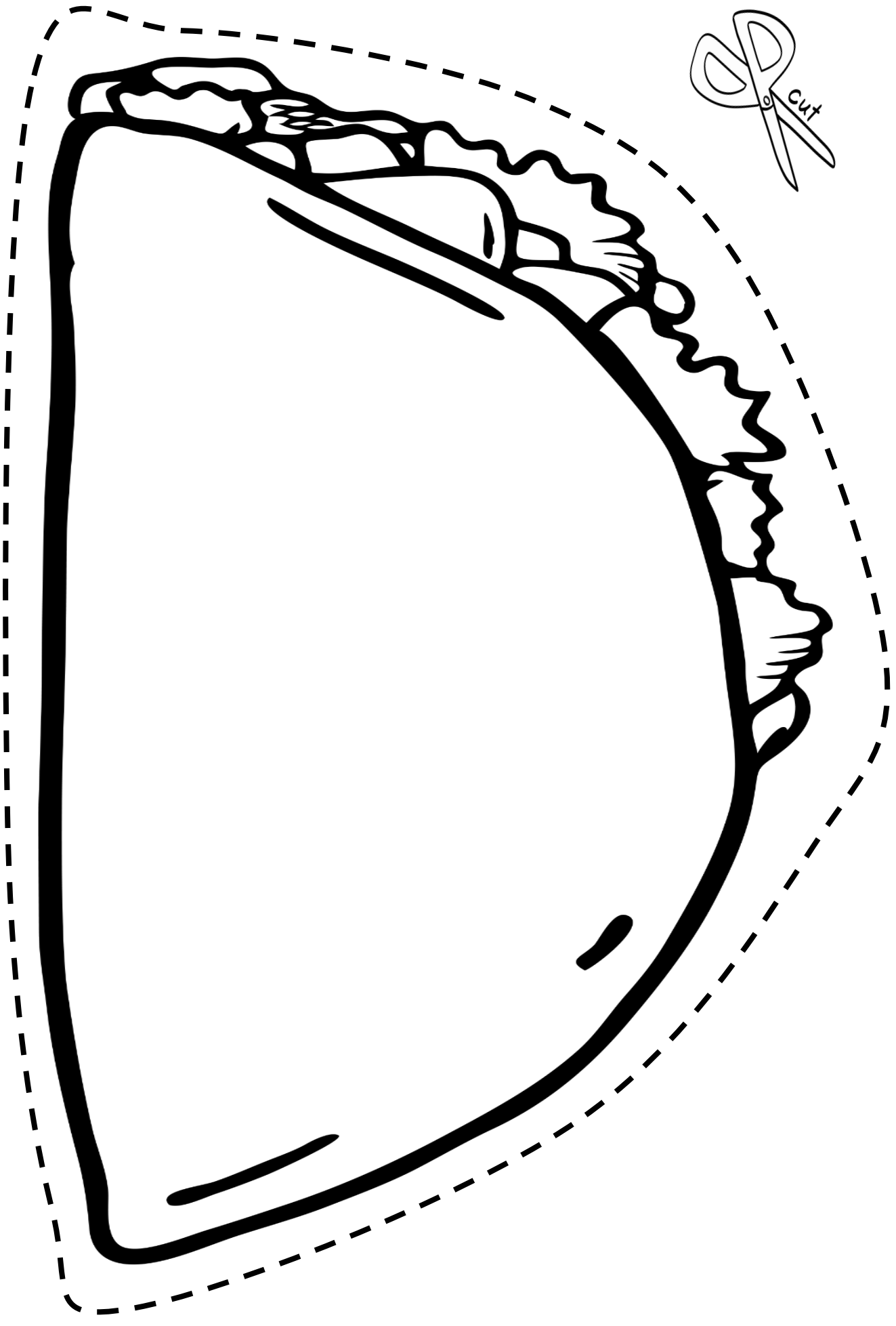
Math Skills & Concepts

- Count within 10.
- Add and subtract within 5, 10, 20, and 100.
- Add and subtract with and without regrouping.
- Multiply single and double digit numbers.
- Budget a themed party.


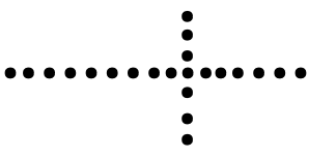
Materials Needed:

scissors, glue, coloring supplies

Color and cut out the taco.




Name: _____





Name: _____


Design an invitation for a dragon taco party.




Name: _____




Favorite Dinner Food




Favorite Dessert Food



Name: _____



Favorite Breakfast Food



Favorite Snack Food


Draw a school lunch you think the dragons would enjoy!

Name: _____

A large rounded rectangular frame with a thick black border. Inside this frame, there are three smaller rounded rectangular boxes, also with thick black borders. One box is positioned on the left side, and two boxes are positioned on the right side, one above the other. These boxes are intended for drawing a school lunch.


Name: _____

Illustrate the dragons at a costume party!




Name: _____

Illustrate the dragons at a taco party!




Name: _____

Illustrate another type of party you think dragons would enjoy!






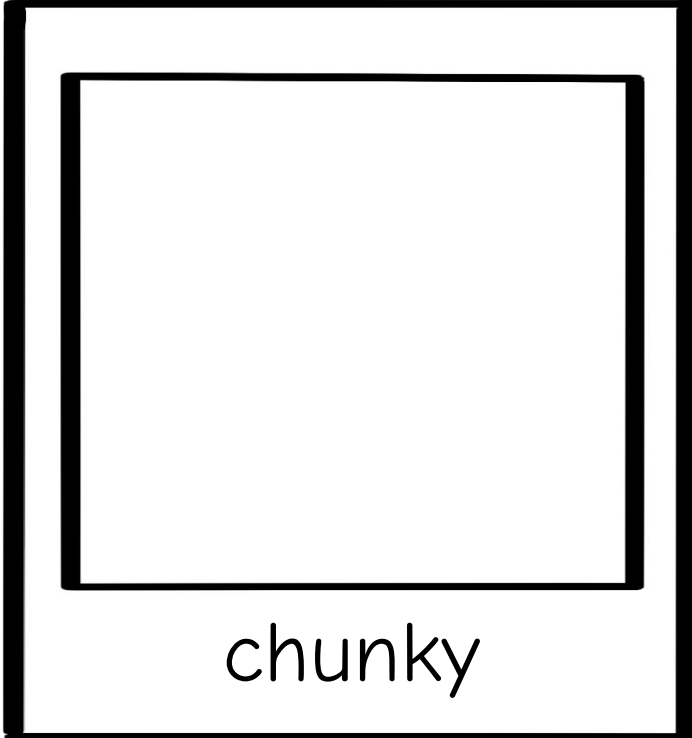
Name: _____

Draw a special taco only dragons
should eat!



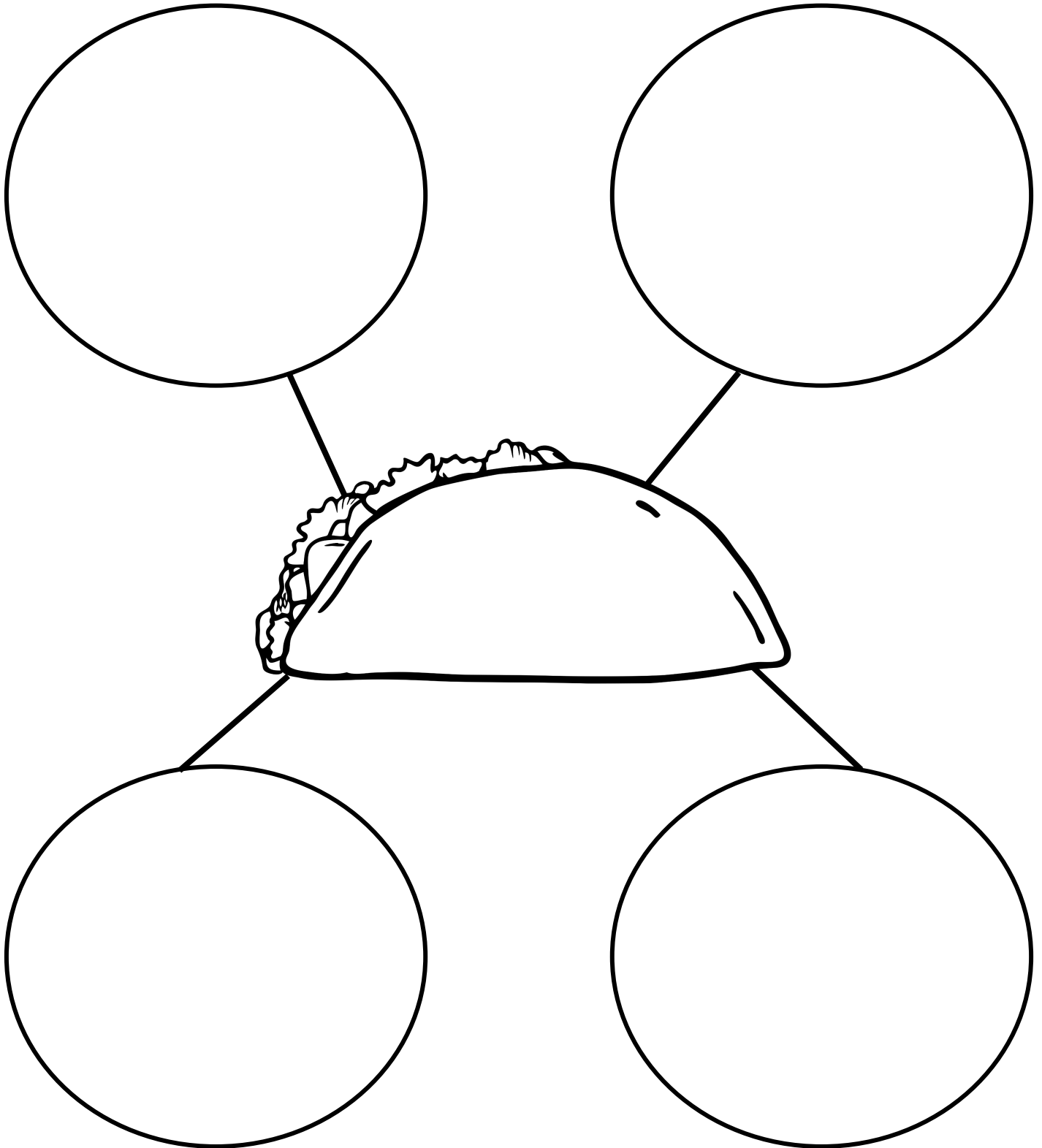
Name: _____

Draw salsas that were described in the story.



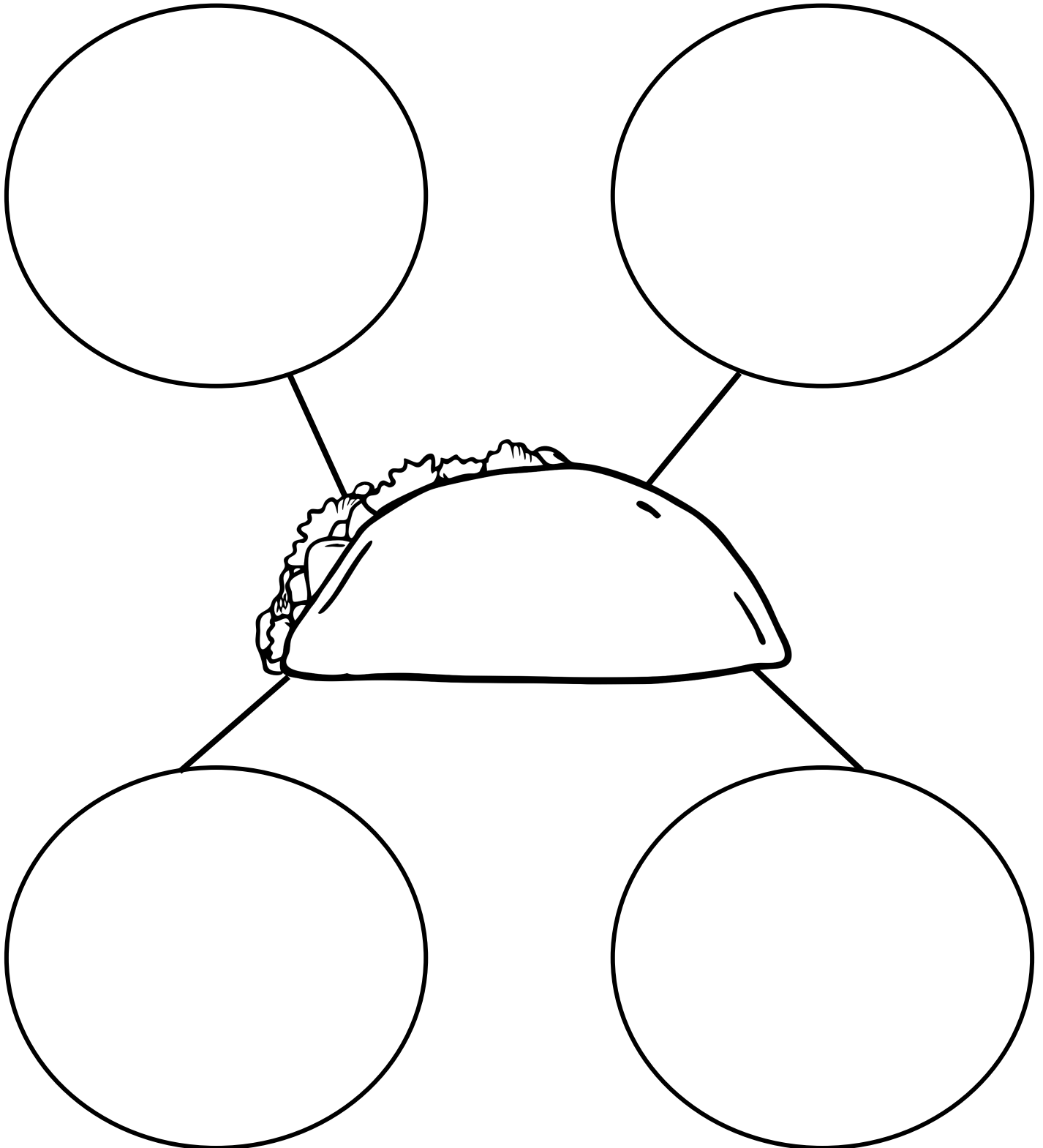
Name: _____

Draw toppings that go well on tacos.



Name: _____

Draw wacky toppings that do NOT belong on tacos!



Name: _____

Complete the acrostic poem.

Write words that describe tacos starting with each letter below.

t

a


c

o

s

Name: _____

Write adjectives that describe tacos.



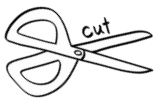
Name: _____

Parts of Speech Pairs

Nouns


Verbs

Adjectives



red	salsa	read
chunky	smooth	make
house	build	taco
eat	dragons	spicy

Directions: Cut out the words below. Glue them onto the other column in alphabetical order.



lettuce
salsa
tomatoes
cheese
beef
chicken
tortilla
beans

Name: _____

ABC Order

1
2
3
4
5
6
7
8

Name: _____

My Sensational Salsa

Create a brand new salsa flavor that you think the dragons would love!




Name: _____

Create a brand new salsa flavor that you think the dragons would love! List the ingredients below.



Ingredients: _____

Name: _____



The Perfect Taco

Name: _____

How To: Build a Taco

First _____

Next _____

Then _____

Last _____


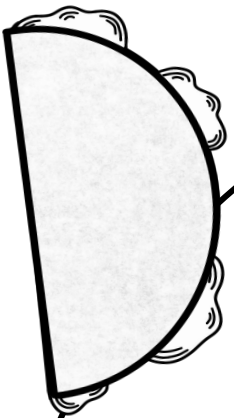
Compare and contrast the dishes.

Name: _____

taco

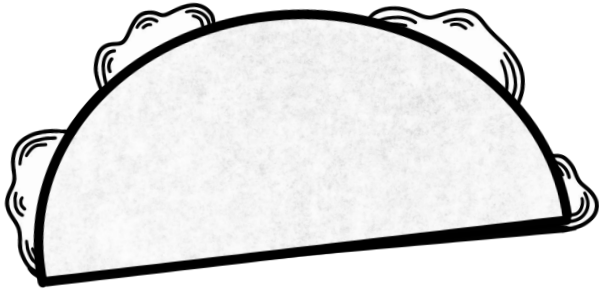
both

quesadilla




Name: _____

Opinion Writing: Which is the better meal?



tacos



quesadillas

_____ are better than _____.

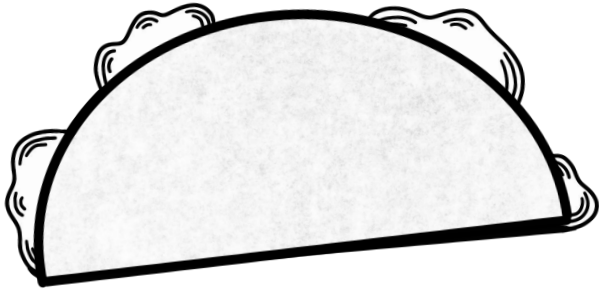
Reason 1: _____

Reason 2: _____

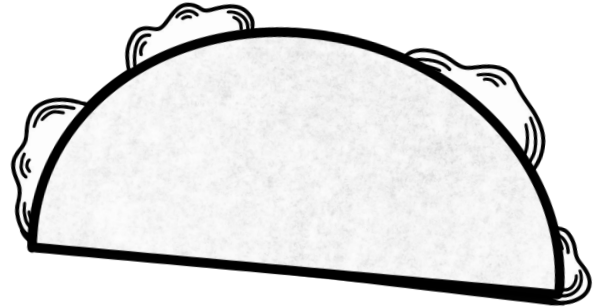
Reason 3: _____

Name: _____

Opinion Writing: Which taco is tastier?



beef tacos



chicken tacos

_____ tacos are the tastiest.

Reason 1: _____

Reason 2: _____

Reason 3: _____

Name: _____

Write a taco recipe for the dragons!

Recipe Name: _____

Picture Preview:




Ingredient List:


Recipe Directions:

Name: _____


Salsa Story Scrapbook




characters



setting



problem




solution

Illustrate one problem and solution from the story. Then write a sentence that describes each of your illustrations..


Name: _____

Salsa Solution

Problem:



Solution:




Illustrate one cause and effect from the story. Then write a sentence that describes each of your illustrations..


Name: _____

Taco 'Bout a Cause and Effect

Cause:



Effect:



Name: _____

Story Sentences

Write a sentence with each word below. Use the checklist to double check your work.

salsa

eat

taco

red

love

Writer's Checklist

Capital Letter

ABC

Finger Spaces



Punctuation

!?

Name: _____

Story Sentences

Write a sentence with each word below. Use the checklist to double check your work.

spicy salsa dragon tummy
parties taco jalapeno mild

Writer's Checklist

- Capitalization
- Punctuation
- Word Spaces
- Neat Handwriting
- Makes Sense

Name: _____

Dragon Drawings

Draw pictures that represent each word from the story.

fine print

sparks

gigantic

jalapeno peppers

Name: _____

Dragons Love Tacos

What toppings did the dragons use on their tacos?

Why didn't the dragons like spicy salsa?

What happened after the dragons had the spicy salsa?

What lesson did the dragons learn?

What was your favorite part of the story?

Name: _____

Dragons Love Tacos

What is the significance of the "fine print" in the story? How does this relate to real life?

How does the author use humor throughout the story? Identify a particularly funny part.

Why is it ironic that dragons don't like spicy salsa?

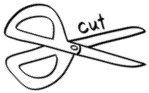
If you could rewrite a part of the story, which part would it be?

What lesson can we learn from the unexpected outcome of the taco party?

Name: _____

Spicy Story Plot

Exposition Glue here.	Rising Action Glue here.	Climax Glue here.
	Falling Action Glue here.	Resolution Glue here.



The narrator details the dragons' fondness for parties and gives guidelines on how to host a taco party.	After the mishap, the dragons help rebuild the house.	At the taco party, the dragons unknowingly eat tacos with spicy salsa, leading to unexpected chaos.
The spicy salsa causes the dragons to have fiery reactions, resulting in the destruction of the house.	It's announced that dragons have a love for tacos, but detest spicy salsa.	

Name: _____



Name: _____



Name: _____

Count the Containers






Color and count the salsa jars. Then write the total.



Name: _____









Salsa Subtraction

Color and subtract the salsa jars. Then write the answers.



Name: _____

Salsa Sums



Name: _____

Salsa Sums

$15 + 5 = \quad$

$13 + 6 = \quad$

$16 + 3 = \quad$

$8 + 8 = \quad$

$12 + 7 = \quad$

$12 + 5 = \quad$

$14 + 6 = \quad$

$13 + 4 = \quad$

$11 + 9 = \quad$






$16 + 2 = \quad$

$9 + 9 = \quad$

$7 + 9 = \quad$

Name: _____

Salsa Subtraction



Name: _____

Salsa Subtraction

$15 - 5 = \quad$

$19 - 13 = \quad$

$16 - 3 = \quad$

$17 - 8 = \quad$

$17 - 7 = \quad$

$20 - 12 = \quad$

$14 - 9 = \quad$

$19 - 5 = \quad$

$15 - 13 = \quad$

$16 - 12 = \quad$

$19 - 12 = \quad$

$17 - 13 = \quad$

Name: _____

Salsa Solutions

$35 + 67 = \text{[jar]}$

$52 - 43 = \text{[jar]}$

$96 - 77 = \text{[jar]}$

$62 - 38 = \text{[jar]}$

$49 + 25 = \text{[jar]}$

$46 + 35 = \text{[jar]}$

$44 - 9 = \text{[jar]}$

$22 - 18 = \text{[jar]}$

$50 - 46 = \text{[jar]}$


$36 + 59 = \text{[jar]}$


$52 + 37 = \text{[jar]}$


$90 - 44 = \text{[jar]}$


Name: _____


Peppery Products


$4 \times 5 =$ 


$5 \times 5 =$ 


$3 \times 3 =$ 


$7 \times 7 =$ 


$8 \times 7 =$ 


$8 \times 5 =$ 

$4 \times 9 =$ 

$9 \times 5 =$ 

$4 \times 8 =$ 

$6 \times 9 =$ 


$9 \times 9 =$ 


$7 \times 3 =$ 


Name: _____


Peppery Products


$14 \times 5 =$ 


$5 \times 35 =$ 


$23 \times 3 =$ 


$7 \times 27 =$ 


$18 \times 7 =$ 


$8 \times 75 =$ 


$34 \times 9 =$ 

$9 \times 45 =$ 

$42 \times 8 =$ 

$6 \times 29 =$ 

$91 \times 9 =$ 

$7 \times 13 =$ 

Name: _____

Peppery Products

$14 \times 25 = \text{jar}$

$55 \times 35 = \text{jar}$

$23 \times 43 = \text{jar}$

$47 \times 27 = \text{jar}$

$18 \times 67 = \text{jar}$

$28 \times 75 = \text{jar}$

$34 \times 99 = \text{jar}$

$89 \times 45 = \text{jar}$

$42 \times 38 = \text{jar}$

$56 \times 29 = \text{jar}$

$91 \times 49 = \text{jar}$

$27 \times 13 = \text{jar}$

Name: _____

Salsa Skip Counting

Complete the skip counting sequence.



Name: _____

Salsa Skip Counting

Complete each skip counting sequence.




Build a Taco

You need scissors, glue, and coloring supplies.

Directions

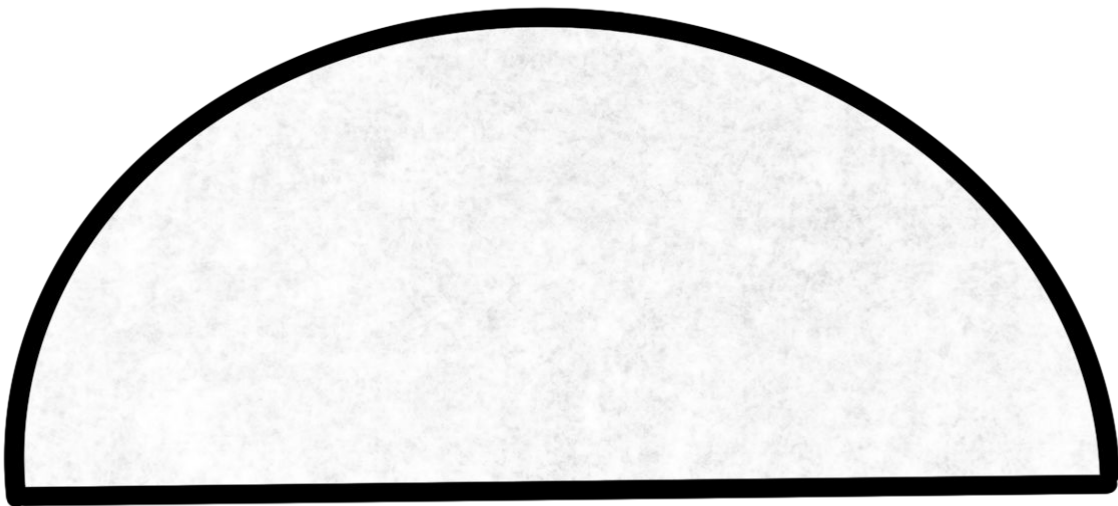
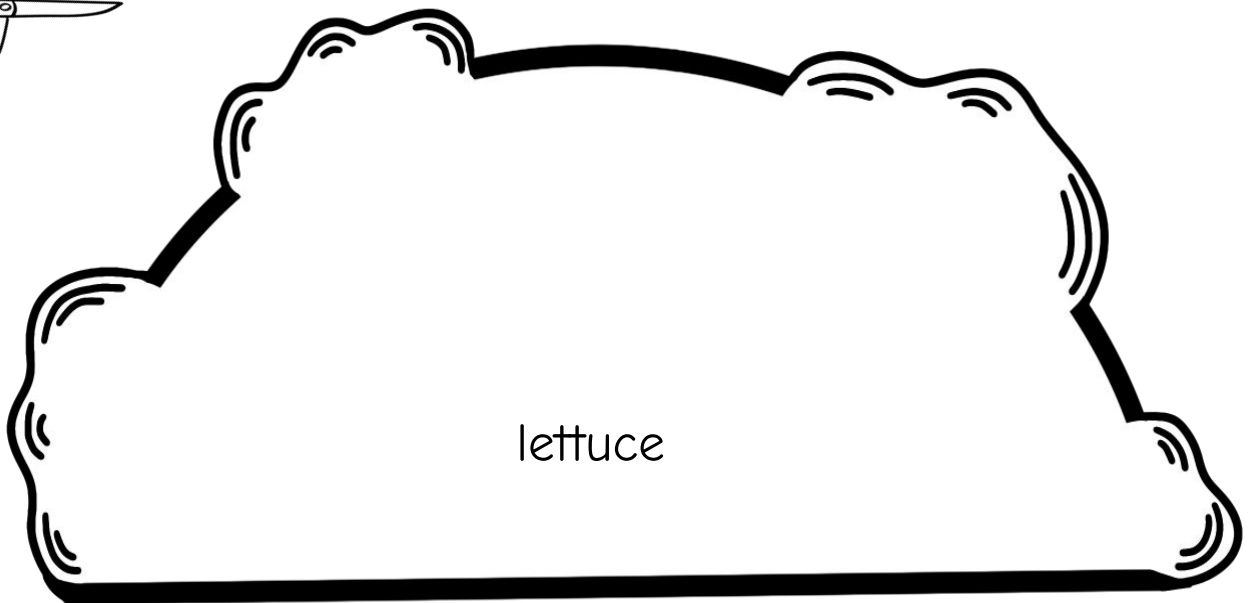
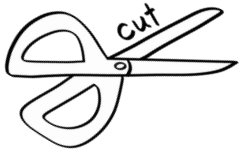
- Students color and cut out each taco ingredient.
- They layer and glue the ingredients in the square above the writing prompt.
 - Glue the taco shell on LAST so that it's on top of the ingredients.
- Lastly, students complete the writing prompt.







Snap a picture of your students' work and use the hashtag #noveleffectcraft for a chance to be featured on our social media pages!

Build a Taco

Color and cut out the taco ingredients. Layer and glue the ingredients on top of each other in the blank square. Glue the shell on last to complete the taco. Then, answer the writing prompt.



taco shell: glue on **last!**



Layer taco ingredients here.
Glue the shell on last.

Tacos are

Layer taco ingredients here.
Glue the shell on last.



What does the story tell us about making mistakes and fixing them?

Layer taco ingredients here.
Glue the shell on last.

My Favorite Toppings

Layer taco ingredients here.
Glue the shell on last.

The Perfect Taco

Layer taco ingredients here.
Glue the shell on last.



The Perfect Taco

Layer taco ingredients here.
Glue the shell on last.



This book is
fantas-taco because

Layer taco ingredients here.
Glue the shell on last.



This book is
fantas-taco because

Layer taco ingredients here.
Glue the shell on last.



Do you think **tacos** are healthy?
Why or why not?

Layer taco ingredients here.
Glue the shell on last.



Is a **taco** more like a sandwich
or a salad? Explain your reasoning.

Layer taco ingredients here.
Glue the shell on last.



Is a **taco** more like a sandwich or a salad? Explain your reasoning.

Layer taco ingredients here.
Glue the shell on last.



Taco 'Bout the Book

Layer taco ingredients here.
Glue the shell on last.



How to Make a **Taco**

Party Planner Pages

Use as an independent or small group activity for upper elementary students.

Students plan a themed party! While planning, they consider details for their party, as well as a budget. Afterwards, they reflect on their expenses.

The image shows three overlapping worksheets from a party planner. The top-left worksheet is titled 'Food and Beverage Budget' and includes sections for 'Name(s)', 'Theme', 'Food and Beverage Budget', and 'Location'. The top-middle worksheet is titled 'Decorations & Venue Budget' and includes sections for 'Name(s)', 'Decorations & Venue Budget', and 'Party Reflection'. The top-right worksheet is titled 'Party Reflection' and includes sections for 'Name(s)', 'Party Reflection', and 'Party Reflection'. Each worksheet has a small logo in the top right corner that reads 'Read Dragons Love Tacos with novel effect'.

Food and Beverage Budget

Name(s): _____

Estimate the food and drink total for the party: \$ _____

Number of guests invited: _____

Food served: _____

Why was this food chosen?: _____

Estimate the price of one plate: \$ _____

Estimate the price of one plate per guest: \$ _____

Drink provided: _____

Why was this drink chosen?: _____

Estimate the price of one drink: \$ _____

Estimate the price of one drink per guest: \$ _____

Total food and drink cost: \$ _____

Decorations & Venue Budget

Name(s): _____

Complete this section first:

- Estimate the cost of your venue (location): \$ _____
 - Note: Private locations such as arcades, bowling alleys, etc. must be rented, unlike public spaces such as a school gym.

List 3 decorations you want for the party. Estimate the cost.

- _____ \$ _____
- _____ \$ _____
- _____ \$ _____

Total decoration cost: \$ _____

Venue (location of party): _____

Why did you pick this venue? _____

Party length: _____ hours Does this venue have a rental fee? _____

If yes, estimate how much it costs to rent it: \$ _____

Find the total rental cost (# of hours x 1 hour cost): \$ _____

Total decorations and venue cost: \$ _____

Party Reflection

Name(s): _____

Final total cost of your party: \$ _____

Did you expect your party to be more or less expensive? Explain your reasons.

How could you have lowered the cost?: _____

What did this activity teach you?: _____

How will this help you with future event planning?: _____

Name(s): _____

Plan another party for the dragons!
Illustrate, or write, the party details.


Food & Drinks

Theme/Decorations

Location

Other Ideas

Design an invitation for your themed party. Remember to include the following details:
when, where, and why the party will take place



Name(s): _____

Food and Beverage Budget

Estimate the food and drink total for the party (*complete first*): \$_____

Number of guests invited: _____

Food served: _____

Why was this food chosen?: _____

Estimate the price of one plate per guest: \$_____

Drink provided: _____

Why was this drink chosen?: _____

Estimate the price of one drink per guest: \$_____

Total food and drink estimation: \$_____

Name(s): _____

Decorations & Venue Budget

Complete this section first:

- Estimate the cost of your venue (location): \$_____
 - Note: Private locations such as arcades, bowling alleys, activity centers, etc must be rented, unlike public spaces such as a house or outdoor locations.

Estimate the cost of 3 decorations for the party:

- _____: \$_____
- _____: \$_____
- _____: \$_____

Total decoration cost: \$_____

Venue (location of party): _____

Why did you pick this venue? _____

Party length: _____ hours Does this venue need to be rented? _____

If yes, estimate how much it costs to rent it for 1 hour: \$_____

Find the total rental cost (# of hours x 1 hour rental price): \$_____

Total decorations and venue cost: \$_____

Name(s): _____

Party Reflection

Final estimate of your party: \$_____

Did you expect your party to be more or less expensive? Explain your reasoning:

How could you have lowered the cost?: _____

What did this activity teach you?: _____

How will this help you with future event planning?: _____

Dragons Love Tacos

Discussion Questions

PreK-K

Before Reading:

- What colors are the title written in?
- What is the dragon doing?
 - What is he eating?
 - Have you ever eaten a taco? Did you like it?
 - What toppings are usually on tacos?

While Reading:

- What is something dragons do not like to eat with their tacos?
- How do dragons feel about parties?
- What happened at the taco party?
- How do the dragons feel after eating the spicy salsa?
- What color are the jalapeño peppers in the salsa?
- What do dragons do after the house is ruined?

After Reading:

- What silly sounds did you hear while listening to the story with Novel Effect?
- How did the story make you feel? Why?
- Would you invite dragons to your party? Why or why not?
- What should you not give to dragons in their tacos?
- How did the dragons help after the taco party?
- Show me how a dragon might act if they ate spicy salsa!
- What was your favorite part of the story?
- What do you think dragons like more: tacos or parties?
- Would you like to have a taco party?
 - What would you put on your taco?
- If you could ask the dragon one question, what would it be?



Dragons Love Tacos

Discussion Questions

1st-3rd

Before Reading:

- Describe what you see on the cover.
- How can you tell the dragon loves tacos?
- Do you like tacos? Why or why not?
 - What kinds of toppings have you had on a taco before?

While Reading:

- Why do you think dragons love tacos so much?
- How does the author make the story funny or interesting?
- How does the host of the taco party make a mistake?
- Why is reading the "fine print" important?
- How did the dragons react to the spicy salsa?
- What does the story tell us about making mistakes and fixing them?

After Reading:

- What silly sound effects did you hear in the Novel Effect soundscape?
 - Are there any that you would have added?
- Would you want to have a taco party with dragons? Why or why not?
- How do you think the host felt when the dragons ate the spicy tacos?
- What lesson did the host of the party learn by the end of the story?
- Why do you think the dragons helped rebuild the house?
- How might the story have been different if the host had read the fine print?
- If you could create a new kind of party for dragons, what would it be?
- Why is it important to know the preferences of our guests when hosting a party?
- Can you think of a time when something unexpected happened at a party or gathering you attended?
- What would you do differently if you were in the host's shoes?



Dragons Love Tacos

Discussion Questions

4th-5th

Before Reading:

- Make an inference about the dragon.
- What taco toppings do you think dragons like the best? Why?
 - Do you think dragons prefer spicy or mild tacos? Why?
- Make a prediction about this book based on the title and the cover.

While Reading:

- How has the author used humor and exaggeration in the story?
- What is the significance of the "fine print" in the salsa jar?
- How do the illustrations enhance or add depth to the text?
- What lessons can be learned about preparation from the taco party?
- How do the dragons take accountability for their actions?

After Reading:

- Discuss the theme of responsibility in the story. What responsibilities did the host have, and how did he address them after the mistake?
- How does the author balance humor with a lesson in the story?
- How does the story address the concept of assumptions and oversight (like not reading the fine print)?
- How do the dragons' actions after the party reflect their character?
- Why do you think the author chose to focus on dragons and tacos?
 - What other combinations could be interesting and funny?
- How do the choices of the main character drive the plot of the story?
- Discuss the importance of attention to detail, as highlighted by the salsa incident.
- Can you think of any other books or stories where a seemingly small oversight leads to significant consequences?



Dragons Love Tacos

Drawing and Sentence Starters

Drawing Prompts:

- Draw a dragon holding your favorite type of taco.
- How do you think a dragon looks when it eats a spicy taco? Try to draw it!
- Draw a picture of the salsa jar with the "fine print" that caused all the trouble.
- Imagine you're at the taco party with the dragons. Draw yourself and a dragon having fun together.
- Create a special taco that only dragons can eat.
- Imagine and draw a different food that dragons might love. How would they eat it?

Sentence Starters:

- My favorite kind of taco is...
- I do/don't like tacos because...
- Dragons don't like...
- Another food I think dragons would like is...
- My favorite part was...



Dragons Love Tacos

Writing Prompts

1-3

- If you could talk to one of the dragons from the story, what would you ask them? Write a short conversation between you and the dragon.
- Imagine you were at the taco party with the dragons. Describe what you saw, heard, and how you felt during the party.
- What do you think happened the day after the taco party? Write a story about it.
- Pretend you are writing a letter to the host giving him advice for the next dragon taco party.
- If dragons love tacos, what food do you think unicorns, mermaids, or another magical creature might love? Write a story about that creature and their favorite food.
- Describe how you would make the perfect taco for a dragon. What ingredients would you use? What would you avoid?
- What if there was another food that dragons didn't like as much as spicy salsa? Write a story about that food and how the dragons react to it.
- Imagine you're throwing a different type of party for the dragons, like a pizza or ice cream party. Describe what happens during the party and if there are any unexpected surprises.



Dragons Love Tacos

Writing Prompts

4-5

- Dive deeper into the dragon's perspective. Write a diary entry from the viewpoint of one of the dragons attending the taco party.
- We know the aftermath of the spicy salsa incident, but how might the story have unfolded differently if the dragons had known in advance? Write an alternative version of the event.
- Do you think the host learned a lesson from the spicy salsa mishap? Write an essay about the importance of understanding and accommodating others' preferences, using examples from the story.
- Imagine a sequel where the host decides to organize another food-themed party, this time with a different mythical creature. Describe the preparations, the event, and any unforeseen challenges.
- Write a persuasive letter from the viewpoint of a dragon trying to convince people to eat more tacos.
- Reflect on the phrase "reading the fine print" and its consequences in the story. Have you ever missed a detail that led to unexpected outcomes? Write a personal narrative about it.
- Delve into the idea of making amends. The dragons help rebuild after the party. Write about a time when you had to make things right after an unintended mistake.
- Using the style of "Dragons Love Tacos," choose a different animal and food pairing (e.g., "Mermaids Love Muffins"). Describe the adventures and potential pitfalls of hosting a party based on that theme.



No Print Novelties

Dragon Charades

Directions:

- Write the following prompts on pieces of paper.
- Fold each paper and place them in a bowl or hat.
- Divide the class into two teams.
- Players take turns drawing a piece of paper and acting out the prompt while their team tries to guess. They cannot use any verbal cues or sounds.
- Each team has a set time limit (like one minute) to guess the prompt correctly. If they guess correctly within the time limit, they earn a point.
- Continue until all prompts have been acted out or until a set number of rounds.
- The team with the most points at the end wins.

Prompts:

- Eating a taco
- Eating something spicy
- Dragon breathing fire
- Reading the fine print
- Building or repairing a house
- Getting a tummy ache
- Playing the accordion
- Burying the spicy salsa
- Decorating for a party
- Cooking tacos on a skillet
- Shopping for taco ingredients
- Reading a book with Novel Effect

Tech Tip

Project this [taco themed brain break](#) to get extra wiggles out!



Home Connection

Taco 'Bout Family Fun

Directions:

- Begin by discussing the story.
 - What was your favorite part of the story?
 - How would you feel if you were at the dragon's taco party?
 - What toppings would you put on a dragon-friendly taco?
- Together, decide on the ingredients you want in your tacos. Let the child decide on a special ingredient they might want to try, just like in the story.
- Prepare the taco ingredients together. Depending on the child's age, they can help with washing vegetables, grating cheese, or setting the table. Safety first: ensure any tasks given to the child are age-appropriate.
- Once all ingredients are ready, come together and assemble your tacos. Make it fun by perhaps blindfolding one person and having the other guide them to add ingredients (ensuring it's safe).
- Sit down and enjoy your tacos! Talk about the flavors and the fun you had making them. Discuss the similarities or differences between your taco night and the one in the book.

